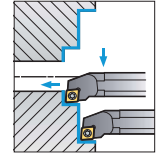
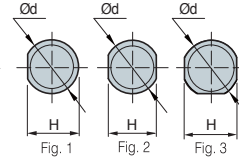
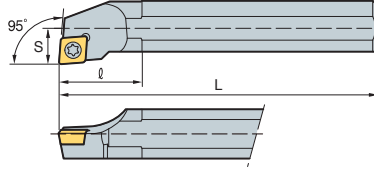
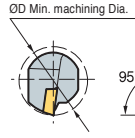


SCLCR/L



CC□□



95°

• R type insert
(mm)

Steel shank type

Designation	ØD	Ød	H	L	S	ℓ	Insert	Screw	Shim	Shim Screw	Wrench	Fig.
S08K-SCLCR/L-06	11	8	7.2	125	6	12	CC□□0602□□	FTKA02555			TWO7	2
S10K-SCLCR/L-06	13	10	9	125	7	16		FTKA02565	-	-	TWO7P	
S10M-SCLCR/L-06	13	10	9	150	7	16						
S12M-SCLCR/L-06	16	12	11	150	9	20						
S16R-SCLCR/L-06	20	16	14	200	11	25						
S12M-SCLCR/L-09	16	12	11	150	9	20						
S16R-SCLCR/L-09	20	16	14	200	11	25	CC□□09T3□□	FTGA03508	-	-	TW15P	2
S20S-SCLCR/L-09	25	20	18	250	13	32						
S25R-SCLCR/L-09	32	25	23	200	17	40		FTGA03510			TW15P	
S25R-SCLCR/L-12	32	25	23	200	17	40	CC□□1204□□	FTGA0411F	-	-	TW15P	3
S32S-SCLCR/L-12	40	32	30	250	22	50		FTGA0411F	SC42S	SHXN0610F	HW40L TW15P	
S40T-SCLCR/L-12	50	40	38	300	27	60						
A08F-SCLCR/L-06	11	8	7.6	80	6	12	CC□□0602□□	FTKA02555	-	-	TW07P	1
A10H-SCLCR/L-06	13	10	9.5	100	7	16		FTKA02565	-	-	TW07P	
A12K-SCLCR/L-06	16	12	11.5	125	9	20	CC□□09T3□□					1
A12K-SCLCR/L-09	16	12	11.5	125	9	20						
A16M-SCLCR/L-09	20	16	15	150	11	25		FTGA03508	-	-	TW15P	
A20Q-SCLCR/L-09	25	20	19	180	13	32						
A25R-SCLCR/L-09	32	25	24	200	17	40		FTGA03510	-	-	TW15P	
A25R-SCLCR/L-12	32	25	24	200	17	40		FTGA0411F	-	-	TW15P	
A32S-SCLCR/L-12	40	32	31	250	22	50	CC□□1204□□	FTGA0411F	SC42S	SHXN0610F	HW40L,TW15P	3

Carbide shank type

Designation	ØD	Ød	H	L	S	Insert	Screw	Wrench	Fig.
C04G-SCLCR/L-03	5	4	3.8	90	2.5	CC□T0301□□	FTNA01633	TW06P	1
C05H-SCLCR/L-03	6	5	4.4	100	3				
C06H-SCLCR/L-04	7	6	5.4	100	3.5				
C07K-SCLCR/L-04	8	7	6.4	125	4	CC□T0401□□	FTNA0238	TW06P	1
C08K-SCLCR/L-06	10	8	7	125	5				
C10K-SCLCR/L-06	12	10	9	125	6	CC□T0602□□	FTKA02555	TW07P	2
C10M-SCLCR/L-06	12	10	9	150	6				
C12M-SCLCR/L-06	14	12	11	150	7				
C12Q-SCLCR/L-06	14	12	11	180	7				
C12M-SCLCR/L-09	15	12	11	150	8				
C12Q-SCLCR/L-09	15	12	11	180	8				
C16R-SCLCR/L-09	20	16	15	200	10	CC□T09T3□□	FTGA03508	TW15P	2
C16S-SCLCR/L-09	20	16	15	250	10				
C20R-SCLCR/L-09	25	20	18	200	13				
C20S-SCLCR/L-09	25	20	18	250	13				
C25T-SCLCR/L-12	32	25	23	300	17				
E06H-SCLCR/L-04	7	6	5.4	100	3.5				
E07K-SCLCR/L-04	8	7	6.4	125	4				
E08K-SCLCR/L-06	10	8	7	125	5	CC□T0602□□	FTKA02555	TW07P	2
E10K-SCLCR/L-06	12	10	9	125	6				
E10M-SCLCR/L-06	12	10	9	150	6				
E12M-SCLCR/L-06	14	12	11	150	7				
E12Q-SCLCR/L-06	14	12	11	180	7				
E12M-SCLCR/L-09	15	12	11	150	8				
E12Q-SCLCR/L-09	15	12	11	180	8	CC□T09T3□□	FTGA03508	TW15P	2
E16R-SCLCR/L-09	20	16	15	200	11				
E16S-SCLCR/L-09	20	16	15	250	10				
E20R-SCLCR/L-09	25	20	18	200	13				
E20S-SCLCR/L-09	25	20	19	250	13				
E25T-SCLCR/L-12	32	25	23	300	17				

Applicable inserts B66~B68

